





Tel (310) 320-1066 Fax (310) 320-8067 www.luminitco.com
20600 Gramercy Place, Bldg. 203, Torrance, California 90501


LSD® LIGHT SHAPING DIFFUSER CIRCULAR AND ELLIPTICAL SAMPLE SHEET




5°




30°




80°




40° x 10°




75° x 35°




95° x 25°



30° x 5°



30° x 1°



20° x 1°

Instructions:

- 1) Diffuser surfaces are face up. Please handle with care.
- 2) Hold the sample sheet approximately 2" above a flat, white surface and shine a laser pointer through the diffuser side.

Use to reduce multiple shadows, improve homogenization, and precisely control beam divergence with leading edge Cree LEDs and Cree LED based lighting products.



CREE and the Cree Logo are registered trademarks of Cree, Inc. in the United States and/or other countries.